

# Palmerston Campus News

#lovemyschool




## Upcoming Events



### TERM 2

**Wednesday 25 May**  
National Simultaneous  
Storytime



**Monday 30 May -  
Friday 3 June**  
Maths Week



**Friday 10 June**  
T-2 Sports Day



**Monday 13 June**  
Queen's Birthday  
Public Holiday



Continued .....

**Friday 20 April 2022**

Welcome back to Term 2! We hope that everyone had a wonderful holiday break and a very Happy Easter. What a busy term we have had already and with lots more to come!! The students were asked to complete the sentence - Everyone belongs at Good Shepherd Palmerston Campus because... This is what they had to say. Everyone belongs at Good Shepherd Palmerston Campus because...

- We all belong together and in harmony. We are all friends and treat each other with kindness and respect
- It is the best school ever. It is kind, caring, respectful and thoughtful. The teachers teach us manners and everyone is special in their own way.
- All of the teachers are nice, it has good subjects. Our school is very fair, has nice classrooms and playing areas.
- We are kind and caring, we don't bully people just because they are different, we help people, we are all friendly, we help people when they are shy, we help people when they don't know what to do. The teachers can help you. The Palmerston Campus is like a big family and we help others out.
- The teachers make learning fun and they are AWESOME! In the library there are tons of great books. The playgrounds are fun. We learn together, we care for each other. There's something for everyone!! We also have lots of disco's and parties. There are also special events like the family camp and school sleepovers.
- We are kind, everyone deserves to come to a good, kind, nice awesome and Christian school. This school is soooooo good it deserves a 10/10. We are so grateful to be at this school.
- We are a community. Everyone belongs here because we are one, but we are many. We understand who you are and accept everybody.
- It's a fun school because theres a lot of people willing to help the school with our special events.
- We are kind and we help each other. It is the best school and I have the best friends here. I love how much they teach us.
- It is the best school in the Northern Territory because it is fun, kind, joyful and happy school. The students are willing to try hard because the teachers are helpful.
- We are like a mini community. Everyone should be able to come to Good Shepherd Palmerston it is a very good school with alot of great staff. Our school accepts everybody.
- Everyone is nice and kind to each other. Everyone is included and encouraged to share their ideas. The school tries to make sure everyone gets treated fairly.
- We respect every religion. We help everyone that gets hurt no matter how old they are. If you are new to our school everyone will want to be your friend. We support each other.
- We are a community, we love our school, House games are fun, we have art club, nature club and gymnastics club
- We all belong because we are not all perfect but we are awesome together. We are all unique in different ways
- We work well together and are kind to each other
- We learning about Jesus and God. You can even learn about the History of God and Jesus
- We are a community and take care of each other
- We work together, we organise things as a group. We love Good Shepherd Palmerston

**Vicki Trathen**  
Head of Junior School  
Palmerston Campus



## Upcoming Events



### TERM 2 2022

#### Friday 17 June

Colour Spactacular -  
(Colour and Slime Run)



#### Monday 20 - Wednesday 22 June

Year 5 Camp Bachelor  
Outdoor Education



#### Friday 24 June

Last Day Term 2



Family Camp - 27 August

Grandparents Day -  
19 August

Continued .....

## Primary Years Programme

### \*\*\* Evaluation August 2022\*\*\*

The aim of IB programme evaluation is to support schools in continuously extending their capacity to implement and develop IB programmes to have a greater impact on student outcomes through the development of teacher and leader practice.

In August 2022 two trained IB staff from the Asia-Pacific region will conduct a virtual visit of our three campuses. The focus of the visit is on the school's efforts to develop the programme(s). The IB evaluation team engages the school in reflective conversations about ongoing programme development and asks the school to share its process, reflections, and transferable learning. The evaluation team assesses the school's development of each standard, identifies any requirements that the school does not have in place and suggests areas for future or further programme development.

During the evaluation visit, the IB evaluation team produces a report based on:

- school and programme documents provided during the preliminary review.
- the self-study questionnaire, including the school's self-assessment and evidence of programme development planning, analysis and reflection.
- the visit to the school to meet the various stakeholders and engage in candid discussions.

The evaluation report informs the ongoing development of the programme(s) and is the basis for revisions or updates to the school's programme development plans, or it may identify new areas for programme or continuum development and the creation of new plans.

Taken from Guide to programme evaluation (2022 IBO), p 2, 18, 26

As well as viewing our documentation and talking to teachers and students, the visiting team would also like to speak with a small group of parents about their understanding of the Primary Years Programme and how it has impacted on their child's learning. If you are interested in speaking with the visiting team (online for 30 minutes as a group) to share your experiences of our junior schools, please don't hesitate to contact me at [rebecca.fletcher@nts.schools.net](mailto:rebecca.fletcher@nts.schools.net).

I am looking forward to hearing from you!

**Rebecca Fletcher**  
PYP Curriculum Coordinator





## Upcoming Events



### TERM 3

Monday 18 July

**STUDENT  
FREE  
DAY  
TODAY!**

Tuesday 19 July

**TERM 3  
STARTS  
TODAY**

Friday 22 July

Show Day Public Holiday



Monday 1 August

Picnic Day Public Holiday



Tuesday 2 - Thursday 4

August

PYP Evaluation

Monday 15 - Friday 19

Book Week



Continued .....

## Awards

Congratulations to the following students for receiving awards over the last 4 weeks.

### AUSSIE OF THE MONTH AWARDS

Transition - Georgie Woldseth  
 Year 1 - Elijah Trease  
 Year 2 - Magenta Pickering  
 Year 3 - Jayden Honeysett  
 Year 4 - Owen Anderson  
 Year 5 - Luke Smart



### ALL ROUNDER AWARD - LIA FINOCHIARO

Jase Hill - 2CT



### HOUSE AWARDS

#### Strauss

Erika Stewart - 1RW  
 Hermione Penning - 4LG

#### Fenton

Logan Trathen - TJK  
 Jack Mckay - 2CT  
 Dean Tshuma - 3RK  
 Teiane Staines - 4LG  
 Fallon Noblet - 1RW



#### Livingstone

Gabriel Banaga - 2CT  
 Pippa Melville - 3RK  
 Liam Keogh - 5DM  
 Amity Irving - 5DM

#### Hughes

Eva Toll - TJK  
 Jack Trahair - 1RW  
 Madeleine Commons-Fidge - 2CT  
 Anderson Warren - 2CT  
 William Hore - 4LG



### House Points Current Total

FENTON - 456

HUGHES - 453

STRAUSS - 410

LIVINGSTONE - 360



## Upcoming Events



**Wednesday 17 - Friday 19**

**August**

Book Fair

**Friday 19 August**

Book Parade (Dress Up)



**Friday 19 August**

Grandparents/Special  
Friends Day



**Saturday 27 August**

Family Camp - Howard Springs Big  
4



**Friday 2 September**

Fathers Day Stall

**Friday 2 September**

Father's Day Twilight BBQ



Continued .....

## Prayer Garden Update

We have met with a local landscaper who is in the process of designing our prayer garden. She is taking into account all of our ideas to create a quite and peaceful place for prayer and reflection. We can't wait to finalise the design and get it started.

## Palmerston Campus Community News:

If you have any exciting news that you would like to share with the Palmerston Campus, please let me know.

## Parent Centre

Just a reminder that the parent centre is well stocked with tea and coffee and is available for parent use. Feel free to stay for coffee after assembly and chapel or complete homework before you head home. If you have any other ideas for the parent centre, we would love to hear them. We would like this to be a space for you.

## Reminders:

### JEWELLERY AND NAIL POLISH:

A reminder that the only jewellery that the students can wear is a necklace with a cross on it. Students are not permitted to wear nail polish.

### UNIFORMS:

Please remember that black shoes need to be worn with the formal uniform. They need to be entirely black and not have white soles.



The students wear their PE uniforms on Thursdays (not house shirts) and they can wear their House shirts on Fridays. Students may also wear a plain coloured shirt in their house colours on Fridays.



PE Uniform



House Uniform

### JACKETS:

With the cooler weather starting, I'd like to remind parents that students need a College jacket from the uniform shop. I suggest buying a bigger size so that the students can wear them for many years to come.



### HAIR:

Students with hair longer than the top of the shoulder must have all long hair tied back and up from the face using plain blue or black hair ties. Plain blue or black ribbons may also be worn. Hair shorter than shoulder length may be held back with a plain blue or black headband or clips. Hair clips are to be plain bobby pins or hair clips. Colour combs and/or decorative clips are not permitted.

## Upcoming Events



**Monday 5 - Friday 9  
September**  
Science Week



**Monday 12 - Tuesday 13  
September**



**Friday 23 September**  
Last day of Term 3



## The Science of Reading through Sounds-Write

All of our teachers are trained in Sounds-Write and are working to implement the skills into their daily lessons. Through our implementation of Sounds-Write, GSLC Palmerston Campus joins teachers worldwide on the journey towards more effective literacy instruction and a deeper understanding for our students. Sounds-Write is being implemented worldwide including in schools across UK, Ireland, USA, Canada, New Zealand, Zambia and Papua New Guinea.

Sounds-Write follows the Science of Reading research. So, what is the Science of Reading?

Dr. Louisa Moats explains that "The body of work referred to as the "science of reading" is not an ideology, a philosophy, a political agenda, a one-size-fits-all approach, a program of instruction, not a specific component of instruction. It is the emerging consensus from many related disciplines, based on literally thousands of studies, supported by hundreds of millions of research dollars, conducted across the world in many languages." This approach draws on research from cognitive science, linguistics, psychology, education and neurology among others.

The biggest difference between the way we teach and the way we were taught, is that we now focus strongly on building students' understanding of phonics. "If a child memorizes ten words, the child can read only ten words, but if a child learns the sounds of ten letters, the child will be able to read 350 three sound words, 4320 four sound words and 21,650 five sound words" (Dr. Martin Kozloff). You will start to see this philosophy being put into practice in your child's homework. Homework focuses on the sounds and spellings of sounds rather than memorisation of a word list. Science of Reading research shows that the previous approach of memorising does not help students apply or practise their skills. Frequent practice and application in various contexts is essential for building connections in the brain.

When you're reading at home with your child, help them use these skills by using language on the visual. Using prompts such as "What is the first sound you see?" Using 'sound' instead of 'letter' will help students to look for digraphs and trigraphs that may be the first sound.

Some students learn best when they hear the sounds. If they are unable to hear themselves, repeat the sounds for them. e.g. child says "/t/ /r/ /a/ /ck/" then you repeat "Now listen to the sounds and blend them together /t/ /r/ /a/ /ck/"

Scarborough's Reading Rope (below) is a great visual that shows how all of the elements we focus on, come together to build skilled and confident readers.



# Wheelie Days



## Wheels Day

The students are having a great time on their allocated wheelie day. They get so excited waiting for their turn. Wheels Days will continue for the rest of the term. Just a reminder that all students must have a **helmet or they will not be allowed to participate.**

Week 6  
 Tuesday Year 2  
 Thursday Year 3

Week 7  
 Tuesday Year 4  
 Thursday Year 5

Week 8  
 Tuesday Transition  
 Thursday Year 1

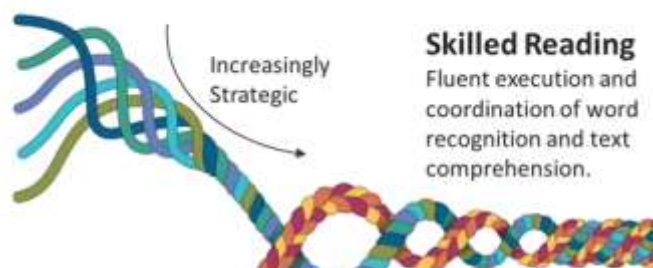
Week 9  
 Tuesday Year 2  
 Thursday Year 3

Week 10  
 Tuesday Year 4  
 Thursday Year 5



## Language Comprehension

- Background Knowledge
- Vocabulary Knowledge
- Language Structures
- Verbal Reasoning
- Literacy Knowledge



## Word Recognition

- Phonological Awareness
- Decoding (and Spelling)
- Sight Recognition



Scarborough, H. 2001. Connecting early language and literacy to later reading (LElL): Evidence, theory, and practice. Pp. 57-110 in S. B. Neuman & D. K. Dickinson (Eds.) Handbook of Early Literacy. NY: Guilford Press.

# Science of Reading VS Other approaches



**Strategy:**  
 Learn the sounds.  
 Decode the words

**Teacher:**  
 "Blend the sounds to read the word."

**Student Response:**  
 "/t/ /r/ /a/ /ck/ - track"

**Strategy:**  
 Look at the picture.  
 What makes sense?  
 Guess the word.

**Teacher:**  
 "Look at the picture. What is Eric running on?"

**Student Response:**  
 "red road?"

## Colour Spectacular

Thank you to the students who have created their online profiles for the Colour Splatacular. All money raised will go towards the purchase of I pads to be used in the Junior Primary and to use our brand-new robotics and Augmented Reality resources.

We would also like to start upgrading the sound system in the hall to a new and more reliable system including cameras that give us the ability to zoom and record performances, chapels and assemblies. The Palmerston Campus receives 60% of all money fundraised the other 40% goes to the company to cover the costs of powder, slime, glasses, prizes and headbands.

Tickets for siblings, parents and friends are now on sale until Friday 27 May. Tickets are \$10 which includes participation, sunglasses and headbands.

For those students who have not yet created their online profile it's not too late!! Students are able to collect sponsors/donations up until the day of the Colour Splatacular on June 17.

Students can log in to their online profile between 20-24 June to order their prizes based on the amount they have fundraised. Students must have at least \$10 donated to earn a prize.



## UPDATE

### Online Fundraising

**\$4709 / 96.32%**

### Cash Donations !

**\$180 / 3.68%**

### Total Donations

**\$4889**

### Top Fundraisers

Highest Student: \$760 - Jacob Prest

Highest Class: \$1380 - 5DM

Most Pages Created By A Class: 15 - 3RK

Leaderboard		
SCHOOL		CLASS
1st	Jacob P	Total \$ 760
2nd	Layla D	Total \$ 630
3rd	Sadie B	Total \$ 300
4th	Olivia S	Total \$ 269
5th	Chloe F	Total \$ 190
5th	Mitch F	Total \$ 190
6th	Charlie T	Total \$ 175

Leaderboard		
SCHOOL	CLASS	
1st	5DM	Total \$1380
2nd	4LS	Total \$890
3rd	3RK	Total \$680
4th	2CT	Total \$605
5th	TJK	Total \$565
6th	Little Lambs Playgroup	Total \$429
7th	1RW	Total \$240



### Mother's Day Stall

The students loved visiting the Mother's Day stall on Friday 6 May. The students were so excited to go shopping for their mums and grandmothers. We hope everyone enjoyed their Mothers Day and got super spoilt.

Mother's Day



### Mother's Day High Tea

Thank you to all the mums that came along to our Mothers Day High Tea. We hope you enjoyed spending the afternoon with your children and enjoyed some delicious treats!! Thank you also to all the mums for contributing towards the food for the High Tea. A special thank-you to Dianne Prest for decorating the hall. You always do such an amazing job!!





## Palmerston Campus



### Australian of the Year Visit

Thank you to Kyle Bambra who shared his story with us and presented the Aussie of the Month awards in our assembly last week. Kyle won the NT Young Indigenous Australian of the Year in 2021 and was a finalist in the Australian Young Indigenous Australian of the year.

Arnhem Land's Kyle Bambra is a living example that challenges don't have to be barriers to achieving your dreams.

As a teenager, Kyle disliked school and was disengaged in class. One of his teachers referred him to a healing camp run by a non-profit organisation called the Balunu Foundation. The experience had a profound effect on Kyle, who ended up finishing Year 12. Kyle mentioned in assembly that without his teacher he wouldn't be where he was today.

Kyle now mentors' Indigenous youth as part of the Balunu Foundation. He encourages them to give back to their communities, while teaching them about their culture and about choosing the right path in life.

Although he still has difficulties with reading and writing, 21 year old Kyle is now completing a hairdressing traineeship, and is one of the best students in his course. He is already using his new skills to give back; travelling to remote communities and volunteering with not-for-profit organisations and charities to cut and colour hair for free.

Kyle received the One Rail Indigenous Achievement Award in 2021 at the Northern Territory Young Achiever Awards.

The Australia Day Council Auspire program provides schools with the opportunity to present Aussie of the Month awards to students who show outstanding active citizenship in their school community. This program is sponsored by Pilot and every student who receives an Aussie of the Month award also receives a gift of stationary from Pilot.

As the first school in the NT to host a visit from an Aussie of the Month Alum our Year 5 students will be presented with a gift in our next assembly.

Congratulations to the Aussie of the Month recipients for Semester 1.



### OUR COLLEGE CHAPLAIN.

If you wish to contact me  
my email is  
[kyle.cantrill@ntschoools.net](mailto:kyle.cantrill@ntschoools.net)







### Updated College App

Our College App has had a makeover! Be sure to download from the App Store if you haven't already. Many functions improved and a new, snazzy design. A handy App for Absences, Events, Contacts, links to documents, our website and so much more!

**Good Shepherd  
Lutheran College NT**



#love my school



### Athletics Carnival

On Thursday Week 2, Years 3 to 5 participated in the annual junior athletics carnival. Throughout the day students had the chance to show off their athletic abilities and what they had learnt in the events of shot put, javelin, long jump, novelty and running events.

Though it was an extremely hot and humid day, students all participated to their best and had a great day, especially when an afternoon shower cooled everyone off.

A big thank you to all the Year 3-5 teachers for coming out to support students and running the activities.

Results of the day were;:

- 4<sup>th</sup> Place Livingston with 391 points
- 3<sup>rd</sup> Place Fenton with 368 points
- 2<sup>nd</sup> place Strauss with 420 points
- 1<sup>st</sup> Place Hughes with 461 points



### Palmerston Campus Age Champions for 2022

- 8 Yrs Boys Samel Bates
- 9 Yrs Boys Leeland Barba
- 11 Yrs Boys Ricardo Tshuma







Eco Groups

As a way to develop our students understanding of sustainability and working towards becoming a sustainable school we have introduced Eco Groups once a fortnight. The students have been divided into groups that are looking at different aspects of sustainability and environmental education.

- Mrs Keogh - Bees Wax Wraps and Reusable Cutlery
- Miss Wauchope - Focus on recycling and further developing this across the school
- Miss Tolhurst - Creating recycled art for the garden - using recycled materials
- Mrs Kalikajaros - Focus on the campus garden
- Mr Godber - Creating a sensory Garden, Learning about Nude Food
- Mrs McDonald - Creating a bee bath/garden
- Mrs Sansom - Pallet Furniture

Last week we held our second eco group for the term. There were some amazing things happening and the students were excited and engaged.

We had students building green houses, creating information posters, making recycling boxes for each classroom, creating owls out of recycled materials, measuring and designing a pallet mud kitchen, planning a nude food day, learning about native bees and discovering plants they need for food. I can't wait to see what they come up with over the next few weeks.

Nude Food Day (Nude Food Eco Group)

In 2022, our school has decided to steam ahead with our hopes and dreams of becoming a self-sustainable school! We are all so excited. To reach our goals the students are participating in eco-groups once a fortnight and learning about some amazing sustainable processes and practices. One of the eco-groups, comprised of students in Transition to Year 5 identified the need to learn about, educate and participate in a Nude Food Day. The Nude Food Team would like to announce the date for this very special day, Friday, September 23. Leading up to this day the Nude Food team, will publish in the newsletter and SeeSaw, create posters and educate all the students (and parents) about Nude Food and provide information and ideas so that on our Nude Food Day, everyone will be able to participate with confidence and achieve a combined success on the day.

The Nude Food team would like to thank you in advance for supporting them and their goals to assist our school to reach our sustainability goals.







## Information for PARENTS



Keep Australia Beautiful



# WHAT IS NUDE FOOD?

**NUDE FOOD** is simply food that is not wrapped in foil, plastic or commercial packaging.

The best type of nude food consists mainly of fresh food, so that it is healthy and nutritious PLUS environmentally friendly.

Promoting Nude Food empowers students to make conscious choices about what they eat, and encourages them to think about their impact on the environment (and their health). You might be amazed with how enthused your child can become on this...


### ✓ TO PACK A NUDE FOOD LUNCH OR SNACK, YOU WILL NEED:

- Cutlery from home is better than throwaway plastic ones
- Plastic or metal drink bottles are recommended for refilling with water
- Reusable containers for putting all of your food, snacks and drinks into
- Lunch boxes that have lots of separate sections can be useful to avoid lost lids or containers

### TIPS FOR PACKING NUDE FOOD LUNCHES:

- Try to involve the kids in helping decide what to take. This will help to avoid uneaten foods being thrown out, plus will save your family money as well. Also, remember to praise your child if they do eat something healthy which is new for them.
- Try to pack the lunches the night before and store in the fridge overnight to avoid the mad rush in the morning.
- If your child normally enjoys chips, yoghurt or other prepackaged snacks, buy these in a larger format and you can decant these into smaller reusable containers or lunchbox.
- If your child does enjoy chips, why not try making your own veggie versions using sliced beetroot, parsnip or sweet potato and baking in the oven?
- Try to use fruit and vegetables that are in season. Seasonal produce is friendly to the environment as well as to your budget, as less fuels are used to transport it into your supermarket.
- Go to [www.nudefoodday.com.au/resources](http://www.nudefoodday.com.au/resources) for Nude Food recipe ideas.

I'M A NUDE FOOD WARRIOR



### ✗ TRY TO AVOID:

- Zip lock or plastic bags, plastic wrap or aluminium foil
- Tetra packed drinks, single serve yoghurts and cheese
- Single use plastic forks and spoons
- Prepackaged food, i.e. biscuits, snack bars and chips



# Fun 5 MINDFULNESS ACTIVITIES for children

by Big Life Journal

## 1 "JUST ONE BREATH" BREATHING ACTIVITY

- Find a relaxing place, sit comfortably, and set a timer for one minute.
- Breathe deeply in and out while paying attention to any sensations you notice or sounds you hear.
- Take another slow deep breath, imagine the air moving down into the lungs and back up.
- Take one more deep breath and hold for a moment, then release it.



## 2 CREATE A GLITTER JAR

- Finding a jar or plastic bottle and allow your child to decorate it however they like.
- Fill the bottle up 3/4 of the way with water. Next, add clear glue, food coloring, and glitter then shake.
- Seal the lid and you are ready to go.



## 3 HEARTBEAT EXERCISE

- Ask your child to stand up and either jump up and down or do jumping jacks for one minute.
- At the end of that minute, have them place their hand on their heart and pay attention to how their heartbeat and their breathing feels.



## 4 GOING ON A SAFARI

- Go outside on an exciting adventure, try picking up a small rock or touching a plant or flower.
- Notice the bugs or the birds. Take a moment to kneel down and touch the earth.
- Walk mindfully paying close attention to everything. Make sure you walk in silence because you want to notice all those little details.



## 5 TENSE AND RELEASE MUSCLE RELAXATION

- Starting at the feet, gently squeeze the muscles in the feet by tightening them, then slowly releasing.
- Next, squeeze the large muscles in the calves for 5 seconds, then gently release. Working your way up the body, squeeze the thigh muscles for 5 seconds then gently release.
- Continue moving up the body for more relaxation.



Big Life Journal • biglifejournal.com

GOOD SHEPHERD  
LUTHERAN COLLEGE



Identity Service Respect

## WELLBEING COORDINATOR

Catherine Sansom

Mindfulness is a term that is used within the Visible wellbeing and the SEARCH framework. During the next weeks, the Palmerston staff are participating in some wellbeing learning which will enable us to embed the practice into the classroom. When we teach mindfulness to our students, we equip them with tools to build self-esteem, manage stress and approach challenges. Studies have shown that there are three major benefits of mindfulness for children, they are:

1. Increased focus, attention, self-control, classroom participation, compassion.
2. Improved academic performance, ability to resolve conflict, overall well-being.
3. Decreased levels of stress, depression, anxiety, disruptive behavior.

I have attached 5 fun mindfulness activities that I encourage you to practice at home.



Catherine Sansom  
Wellbeing Coordinator

## Transition Boat

The boat has now been installed in the Transition playground. If anyone has any old fishing rods or nets they no longer need the Transition students would love to use them. Please drop them into the front office. We have even spotted some Year 2 students playing in the boat they have seen pirates, caught fish thissssss big, seen whales and dolphins, and been shipwrecked. The older students are now asking for a boat of their own if you see any available for give away or sale please let Mrs Trathen know.







# Working Bee

A huge thank you to the families and staff that came along to our working bee on Saturday 6 May. What a great day and we achieved so much. We had trees and gardens trimmed, pathways cleared, gardens were weeded, concrete water blasted in front of the hall and admin building. All of our brand new garden beds were built and installed in our garden.

The chicken coop has been built but before we can get some chickens our next step is to build a chicken run. If anyone has any chicken wire or items that can be used to build the chicken run can you please contact Mrs Kalikajaros at [rowena.kalikajaros@ntschoools.net](mailto:rowena.kalikajaros@ntschoools.net)

I am so thankful for the amazing and supportive community we have at the Palmerson Campus!!





# Taking Action

## at Palmerston Campus

**Taking Action** is a central part of the IB PYP. Students are encouraged to make changes to their lives based on what they are learning in class. This could be a change in their mindset, making others aware of issues, making changes in their lives or trying to help others.

Year 2 have been **taking action** in the school this week. They saw something in our school that needed fixing, and they fixed it. They also asked Mrs Trathen if there was anything else they could do to help and then volunteered their lunch time to helping our school. We are very proud of their efforts.

Andy found a wasp's nest near the Art Room. After lunch, he made a sign to display to make everyone aware.



# the BAD GUYS

In Year 2, we have been reading The Bad Guys books. We started at Book 1 and now we are up to Book 8 (out of 15!)

The books are about four friends – Mr Wolf, Mr Shark, Mr Snake and Mr Piranha (or is he a sardine?) They decide to try and be good instead of bad but it doesn't always go as planned.

In Book 2, they try to rescue chickens from Sunnyside Chicken Farm. First, Mr Snake eats all the chickens and Mr Wolf has to fling him around until they all come out. Then, little did they know, that all the chickens they released were owned by the evil guinea pig Doctor Marmalade...

*Our favourite parts of the books so far are:*

Sam - In number 6, Mr Piranha says, "There's aliens with butts as hands!"

Mahuika - When Legs joins them and jumps on Mr Shark's head and Mr Shark says "Mummy, I want my Mummy."

Jack M. - When they get super powers.

Marley - In Book 5, my favourite part was when they got captured and they got stuck in alien snot.

Jethro - When Piranha said, "I eat for comfort."

Chloe - My favourite bit was when Piranha farted in Wolf's spacesuit.

Hamish - In Book 4, I loved it when the Zombie Kittens ate Mr Wolf's face and hand.

Daly - When they went in a rocket and they landed on the moon.

Madeleine - In Book 2, when they tried to rescue the chickens and Mr Shark disguised himself as a chicken.

If you're looking for them in the library – sorry! – we have probably borrowed them!





# YEAR 3

In Devotions each Thursday this term, we have been learning about the Armour of God. In Week 4, we looked at the Belt of Truth. The children discussed what truth means, why its important to tell the truth and looked up various Bible verses that speak about truth. They were invited to write down on their own belt of truth what truth means to them and/or write down the Bible verses about truth. My favourite Bible verse on truth is from Proverbs 12:22 "The LORD detests lying lips, but delights in those who tell the truth."



Finally, to wrap up our Sharing the planet unit, the children had a choice in reading about chimpanzees or emperor penguins. They read their article together in a group, taking turns to read. Once the children were finished, using the information they had read, they discussed what factors have endangered the lives of these animals.



Well done to 3RK on a fabulous assembly item on animal adaptations, studied through the unit of inquiry, Sharing the planet. The children spoke clearly and with humour, introducing a range of new words learned within the classroom. Year 3 also introduced the Transitions. To prepare for this, they brainstormed a range of questions to ask them. They then wrote down the answers, whilst interviewing them. From here, they wrote out their answers in script format for the assembly. They did a fantastic job at working out what to say.



**Interviewing Transition to learn about them.**

In Week 3, 3RK had Wheels Day. Here are some photos of the fun they had racing around the basketball court and around Area 3.





# YEAR 4

Our class has had a wonderful start to the year. This term we have been learning Sign Language (Auslan). The students are loving sharing their learning with others and have learnt a lot. **Scan the QR codes to check out the videos below!**



Adele



Hermione



Cobalt



Charlie



Layla



Sofia



Owen



Leeland



Tracy



Teiane



Stephanie



William

## Who we are – HOW MUCH SUGAR?

The students made an educated guess about how much 'sugar' would be in each of the drinks. We were shocked at some of the results, and we found out that most energy drinks have a huge amount of sugar.



## School – SHROVE TUESDAY

During Shrove Tuesday we were asked to help the Year 5's with making the pancakes. We got our mixing hats on and shook the pancake bottles and organised the names and where the pancakes are going. We were all exhausted from this. But we ended up eating pancakes when we were done.



## Maths/Buddies – PRODIGY

For buddies this Semester we have been working together on Prodigy. Prodigy is a computer game which looks at mathematical concepts that the students are covering in class. The Year 1 students are loving having their older buddies assist and show them how they can complete problems in their maths.





# YEAR 4 Continued

## School – HARMONY DAY

During harmony day, the Year 4 students all participated in art activities which allowed us to share more about us and our cultures. We did miss this year not sharing food from our culture, but there is always next year.



## Digital Technologies – CODING

This term we have been working on 'coding' and Digital Technologies. Digital Technologies is looking at process and algorithms within society. The coding that we are learning is one aspect of digital technologies. The students have been looking at steps one by one and seeing if some steps contradict each other (Which won't allow our code to work and operate).

## Where we are in place and time – RED CROSS PILLOWCASE PROGRAM

At the beginning of Term 2 we were privileged to have Red Cross come into our class and share the Pillowcase Program with us. This program looks at what to pack in case of a natural disaster or if we need to leave home fast. We had cards which look at were some of the important things we have in our house and what would be essential to bring and put in the pillowcase.



## Critical Thinking – DAILY 10 QUESTIONING (slime)

This semester we have been working on our critical thinking skills and determining questions which allow us to discover the most amount of information. Our first session of Questioning we made SLIME! What a mess it was everywhere. What's worse. Mr. Godber brought in glitter for the slime too.





# YEAR 4 Continued

## Where we are in place and time – CONSTRUCTION OF A CAR (Journey)

Ivan from CSIRO sent us an idea for Where we are in place and time. This looked at the cars and technologies they used to travel to different places. This is one of the ways we can travel. In addition to this the students also discussed that people travel to different places using other forms of transport like boats, ships, space shuttles. This created a great conversation. During this Unit of Inquire we were very lucky to have Grace (a Year 10 work experience student) join us for her placement. The students absolutely loved having Grace in the classroom.



## Christian Studies – JESUS BEING A RADICAL PRESENCE

In our Christian studies unit for term one we were looking at Jesus being a radical presence in his time. We inquired into why he did these things and what are some of the changes that were made because of him. **Scan the QR codes to check out the videos below!**



## Year 5 Government Day

Hello! Today we'll be looking at why Government Day was good! It had its ups and downs, but overall, it went well. But why?

Firstly, it was FUN! We had cool events and when they went wrong, the host (s) always covered it up, just like ! Brilliant!

Secondly, it made learning about the government easy! Acting like the PM, opposition Leader, Speaker and the Minsters was so much fun, and we learned about what they do. I enjoyed speaking, arguing, and saying no to the Prime Minster!

Thirdly, we got to choose! We choose what we did all day! Isn't that awesome? Letting children choose!

Fourthly, it was fair. 'What do you mean?' I hear you ask. Well, we got to vote on everything! And the majority vote was the decider. It made our day great!

If I had the choice to do it again? I 1000% would!

By Charlotte Thielemans





# RECIPE

## NaNa's Quiche From DiToro Family

### Crust

2 cups SR flour  
5/8 (3/4) cup of milk  
125g butter

### Filling

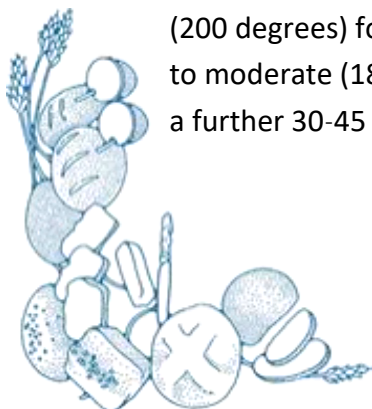
½ cup finely chopped spring onions  
2-3 rashers of chopped bacon  
1 ½ cup grated cheese  
3 eggs  
¾ cup cream  
¾ cup milk  
1 heaped teaspoon of mustard  
1 tbspn plain flour  
Salt and pepper to taste

### METHOD

Preheat oven to 200 degrees

Sift the flour and set aside. Heat the milk with butter until melted. Cool slightly then tip into the sifted flour and beat. Press into a 25cm or 2 x 20cm flan dish while still warm.

Sprinkle the pastry with spring onions, bacon and cheese. Beat the eggs, cream, milk, mustard, flour and salt and pepper together. Pour into the pastry shells and bake in a hot oven at (200 degrees) for 10 minutes reducing to moderate (180 degrees) to cook for a further 30-45 minutes – until set.



## College Website, App, Facebook & Instagram

Don't forget to check these sources of information from time to time. Events and news articles are added to the College website and App regularly:

[www.goodshepherd.nt.edu.au](http://www.goodshepherd.nt.edu.au)

### College App

[Good Shepherd Lutheran College NT](#)

### Facebook



<https://www.facebook.com/GoodShepherdNT/>

### Careers Facebook Page

<https://www.facebook.com/gslccareers/>

### Instagram


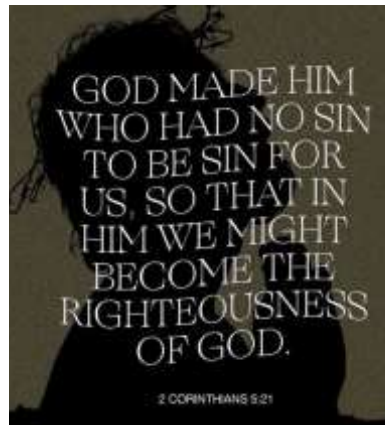
<https://www.instagram.com/goodshepnt/>



<https://>

[www.facebook.com/](https://www.facebook.com/LuthEdAus/)

[LuthEdAus/](https://www.facebook.com/LuthEdAus/)



## Good Shepherd and St Andrew Lutheran Church

### - Worship Services -

\* St Andrew Lutheran Church, Nightcliff - Sunday, 8.30am

\* Good Shepherd Lutheran Church, Howard Springs Campus Chapel - Sunday, 10.30am

For further information, please call: **8932 4444** or visit the Top End Lutheran Parish website:

<http://darwinlutheranchurch.org.au>

